

TERM 3 : WEEK 3

Natural History Lessons

LESSON 1

Review:

Review the previous lesson by asking your child what they remember about it.

Lesson Setup:

This week, we will read a story about Joey the Kestrel. Look together at the pictures on pages 46 and 52 and ask child to describe the kestrel.

New Words:

induced – Succeeded in persuading someone to do something.

conclave – Private meeting

prevailing – Current, or at the moment

Reading & Narration 1:

Read-aloud the first paragraph of 'Joey the Kestrel' from *More About Wild Nature*. Ask child for an oral narration.

Reading & Narration 2:

Read-aloud the next two paragraphs of 'Joey the Kestrel'. Ask child for an oral narration.

Reading & Narration 3:

Read-aloud the next two paragraphs of 'Joey the Kestrel'. Ask child for an oral narration.

LESSON 2

Review:

Review the previous lesson by asking your child what they remember about it.

Lesson Setup:

Today we continue the story about Joey the Kestrel.

New Words:

primeval - Ancient

congenial – Pleasing or suited to someone's tastes

coquettish – Behaving in a flirty way

Reading & Narration 1:

Read-aloud the next three paragraphs of 'Joey the Kestrel' from *More About Wild Nature* beginning "He ate and..." on page 50. Ask child for an oral narration.

LESSON 2

Review:

Review the previous lesson by asking your child what they remember about it.

Lesson Setup:

We finish up the story about Joey the Kestrel today.

New Words:

repast – A meal

derivation – Origin or source




remonstrating – Making a forceful protest

garb – A special kind of clothing


Reading & Narration 1:

Read-aloud the next paragraph of 'Joey the Kestrel' from *More About Wild Nature* beginning "At our breakfast..." on page 54. Ask child for an oral narration.

Between the Lines Natural History Form 1A Upper

<p>Reading & Narration 2:</p>  Read-aloud the next three paragraphs of 'Joey the Kestrel'. Ask child for an oral narration.	<p>Reading & Narration 2:</p>  Read-aloud the next three paragraphs of 'Joey the Kestrel'. Ask child for an oral narration. <p>Reading & Narration 3:</p>  Read-aloud the last two paragraphs of 'Joey the Kestrel'. Ask child for an oral narration. <p>Short Discussion: Ask open-ended questions to make sure your child can recall the main points of the story covered this week. Discuss the pictures and answer any questions your child has.</p>
---	---

Nature Outing

Form 1A Upper only	Do as a Family
	<p>Preparation:</p>  Read-aloud the first page of 'Waysides and Wastes' in <i>Countryside Rambles</i> . <p>Outing: Look out for signs of summer in your area.</p> <p>Find and identify two birds in your local area (observe the birds behaviour, take photographs and collect feathers if possible). Use your local bird field guide to help you identify the birds.</p>

Nature Notebook

Form 1A Upper only	Do as a Family
<p>Child to write down the date and time of the nature outing and draw a symbol for the weather in their Nature Notebook. They should also write down the names of the birds identified.</p> <p>Ask child to mix the required watercolour paint colours and then brushdraw the underlying shapes of the two birds. Use the photographs and feathers as reference. Then use a smaller paint brush to paint in the details.</p> <p>Finally, child to write down two labels or facts next to each bird painting.</p>	<p>Paste collected feathers into your Nature Notebooks.</p> <p>Ask your children to name and verbally describe the two birds when they're done.</p>